

## 7UHQFK 026 %DUULHU 6FKRWWN\ 5H

DO-201AD  
TSA 3



Cathode Anode

### Features

- ‡ \$GYDQWUHQFK WHFKQRORJ\
- ‡ /RZRUZDURQWDJH GURS
- ‡ /RZRZURVVHV
- ‡ +LJHILFLHQF\ RSHUDWLRO
- ‡ /HDGH)HLQLVK &R#6OLDQW

### Applications

- ‡ '&' & RQYHUWHUV
- ‡ \$&' & GDSWRUV
- ‡ 6ZLWFKRZHXSSOLHV
- ‡ )UHHZKH'HLRQJ

Maximum ratings and electrical characteristics (T<sub>J</sub> = 25°C unless otherwise noted)

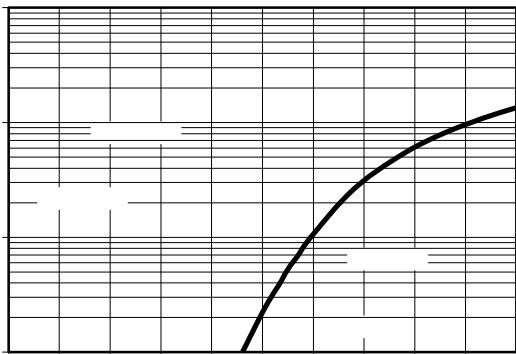
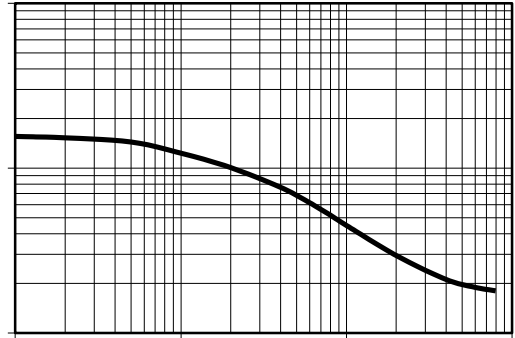
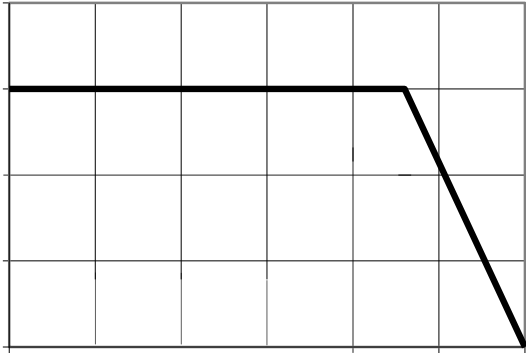
| 3DUDPHWHU  |        | 6\PERO   | /LPLW | 8QLW  |
|--|--------|----------|-------|-------|
| 0D[LXPXPHSHVSHUNYHYURQWDJH                           |        | 9550     |       | 9     |
| 0D[LXPYPYHURJHZDUG UFXEWHIQWG                        |        | ,) \$9   |       | \$    |
| 3HDN IRVZDURUHQW VLQDQHQZDYH<br>VXSHULP&QDURHSHGLRGH |        | ,) 60    |       | \$    |
| 2SHUDMXQDQWRUDJH WHPSHUDW                            |        | X0H767°C | JH WR | f &   |
| 7\SLFQCHUPDO USHVULVQHDQFH                           |        | '2 \$'   | 5\$-& | f & : |
| ,QVWDQWDQHRRQWRUJZDUG<br>SHGLRGH                     | ,) \$  | 7- f &   | 7 < 3 | 9     |
|  | ,) \$  | 7- f &   | 0\$;  |       |
|  | ,) \$  | 7- f &   |       |       |
|  | ,) \$  | 7- f &   |       |       |
| ,QVWDQWDQHRXUUSHQWRUJ<br>UDWHYHYURQWDJH              | 7- f & | ,5       |       | X\$   |
|  | 7- f & |          |       | P\$   |

1RWHV

3XOVH WHV\$XOVH ZLGWK GXW\F\FOH

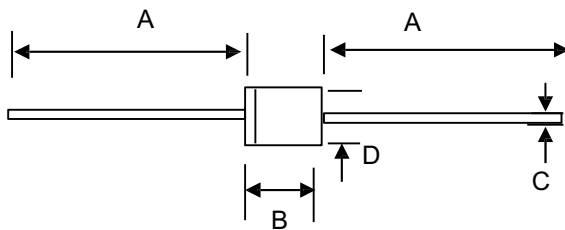
3XOVH WHVW 3XOPH ZLGWK 0

**RATINGS AND CHARACTERISTICS CURVES** (TA = 25 °C unless otherwise noted)



**PACKAGE OUTLINE DIMENSIONS**

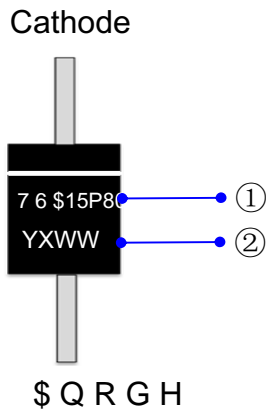
**DO-201AD**



**DO-201AD mechanical data**

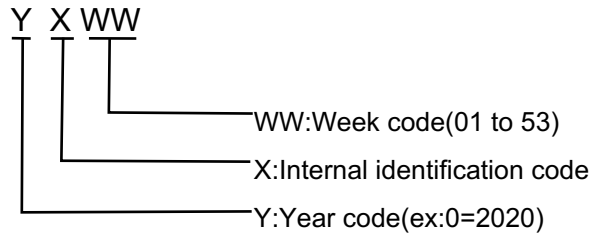
| UNIT |     | A       | B      | C   | D      |
|------|-----|---------|--------|-----|--------|
| mm   | max | 26.5    | 9.5    | 1.4 | 5.3    |
|      | min | 24.5    | 7.3    | 1.1 | 4.8    |
| mil  | max | 1043.30 | 374.01 | 5.1 | 208.67 |
|      | min | 946.57  | 287.40 |     | 188.97 |

### Marking Information



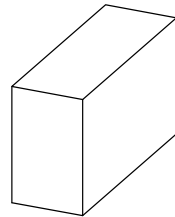
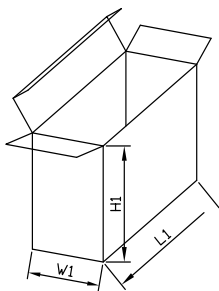
① Product model : TSA15P80

② PDC information

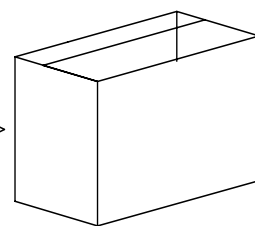
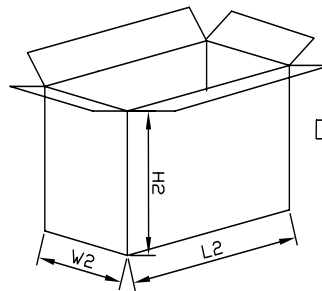


### Packaging Information

1. Inside Box



2. Outside Box



### Packaging Information

| NO   | UNIT      | Inside Box                      |    |                | Outside Box                        |     |     |
|------|-----------|---------------------------------|----|----------------|------------------------------------|-----|-----|
|      |           | L1                              | W1 | H1             | L2                                 | W2  | H2  |
| Size | mm        | 255                             | 75 | 14             | 4                                  | 280 | 320 |
| QTY  | PCS       | Smallest package,1000PCS/carton |    |                | 10,000PCS/carton,10 boxes in total |     |     |
| Note | Tolerance | ≤20mm,±3mm;                     |    | 21-100mm,±5mm; | 101-500mm,±10mm                    |     |     |